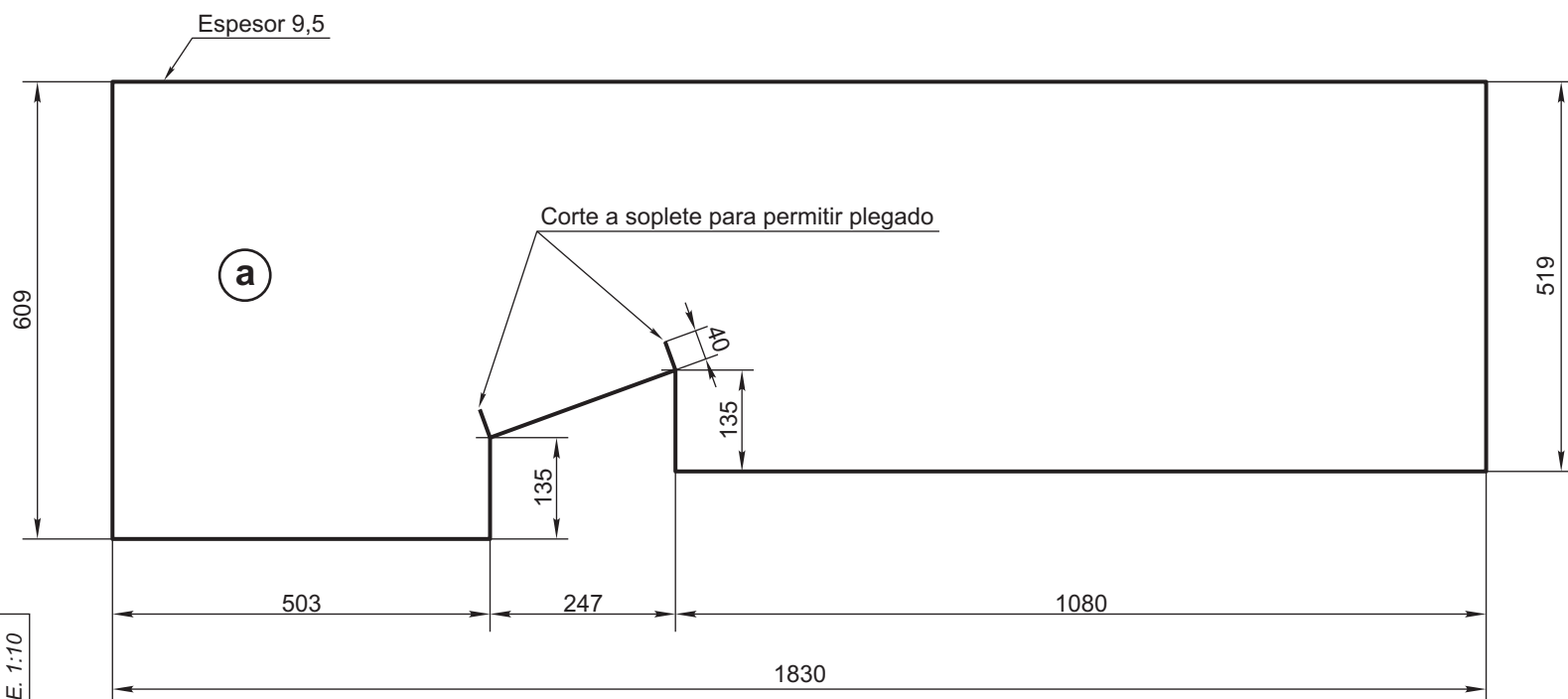
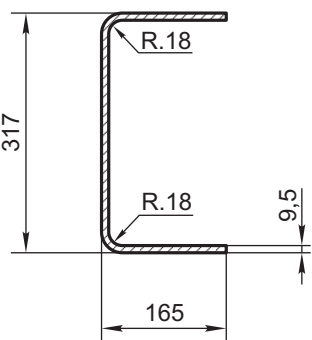


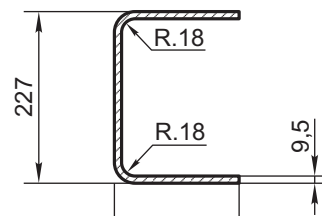
**Construir mano derecha e izquierda**



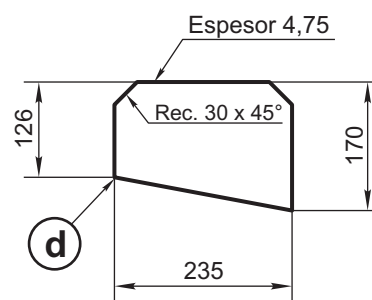
**Desarrollo solera**



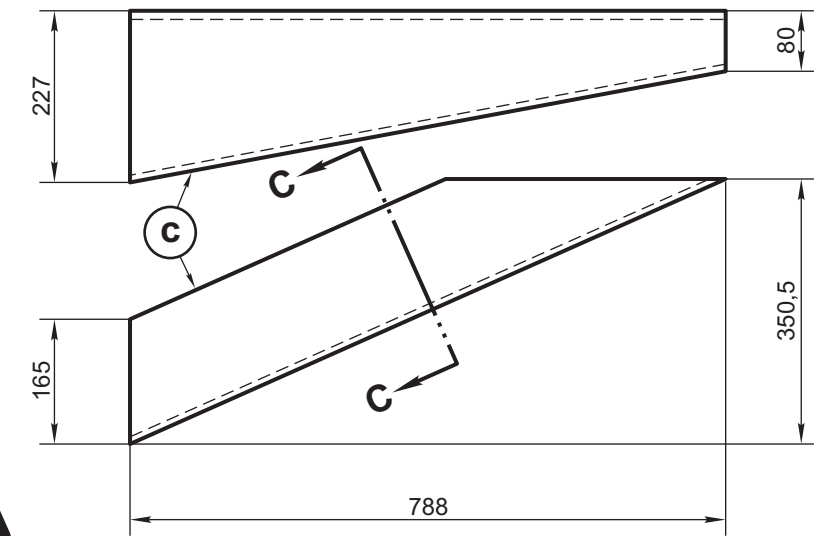
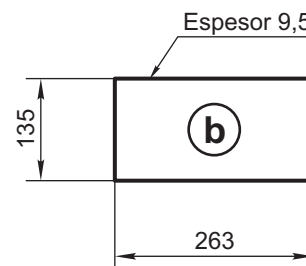
**SECCION AA**



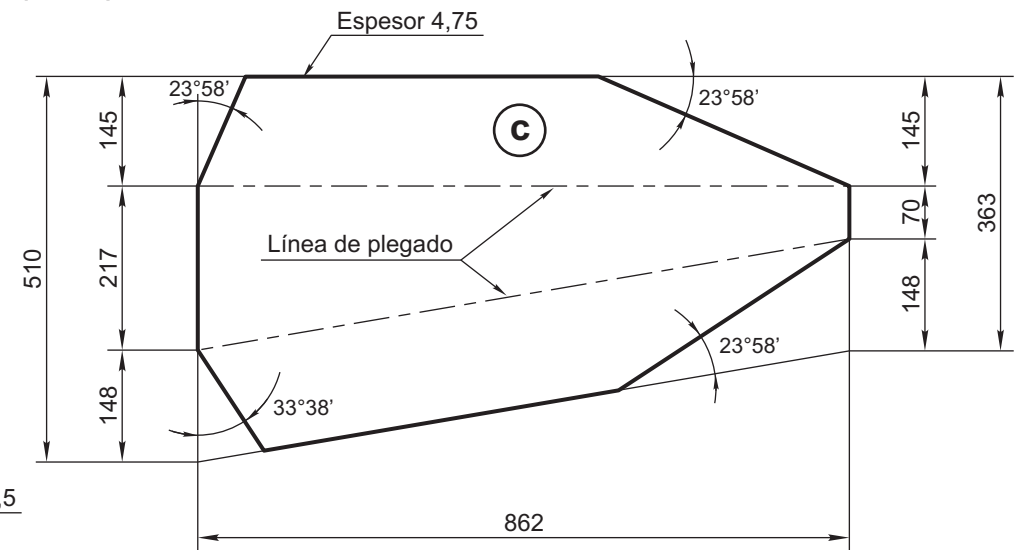
**SECCION BB**



**SECCION CC  
(E. 1:5)**



**Construir mano derecha e izquierda**



**Desarrollo diagonal lateral**

**Cant/Vagón: 4**

| ITEM | DESCRIPCION       | Cant.x Coche | ESCUADRIA, ESPECIFICAC. Y OBSERVACIONES | CATAL-NOMEN. |
|------|-------------------|--------------|---|--------------|
| d    | Refuerzo diagonal | 4            | ≠ 4,75 IRAM 503 F22                     |              |
| c    | Diagonal lateral  | 4            | ≠ 4,75 IRAM 503 F22                     |              |
| b    | Ala               | 4            | ≠ 9,5 IRAM 503 F24                      |              |
| a    | Perfil solera     | 4            | ≠ 9,5 IRAM 503 F24                      |              |

**TOLERANCIAS GENERALES**

PIEZAS USINADAS : ± 0,25 mm  
 PIEZAS FORJADAS : ± 0,8 mm  
 PIEZAS EN CHAPAS : ± 0,5 mm  
 ANGULOS : ± 0,30°  
 MATAR CANTOS VIVOS

|        |            |            |                |                |
|--------|------------|------------|----------------|----------------|
| Fecha: | Dibujo:    | Proyecto:  | Controló:      | Aprobó:        |
|        | R. MAZZOLA | R. MAZZOLA | Ing. R. CARRIO | Ing. R. CARRIO |

**VAGON TOLVA ABIERTO PARA PIEDRA  
 SOLERA BASTIDOR Y  
 DIAGONAL LATERAL RZO.**

**FERROCARRILES  
 ARGENTINOS**

AREA  
**MECANICA**

|                      |        |             |             |         |
|----------------------|--------|-------------|-------------|---------|
| ESCALA               | TROCHA | LINEAS:     | UTILIZACION | EMISION |
|                      | 1676   |             |             |         |
| FIRMA Y FECHA APROB. |        | N° DE PLANO |             | 2       |
|                      |        | NEFA 32.059 |             |         |