ES COPIA DEL PLANO NEFA 21.004
M. BELLOCCHIO - GERENCIA DE SEGURIDAD - G.N.R.T

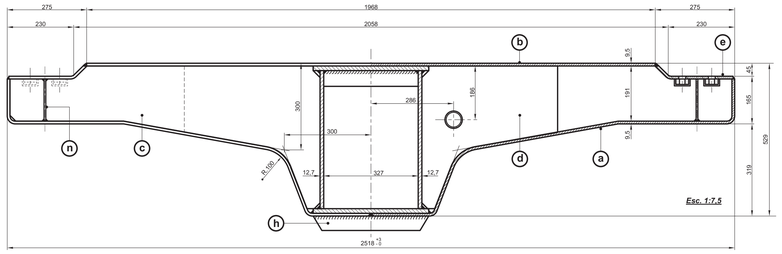

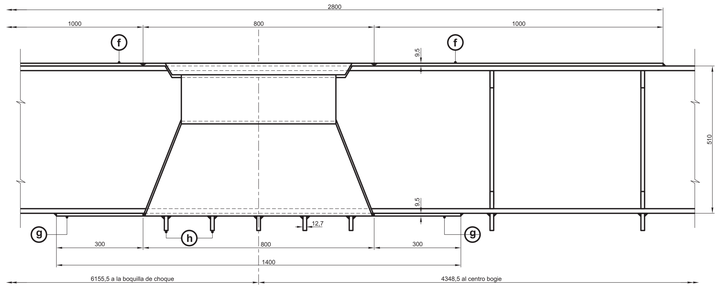

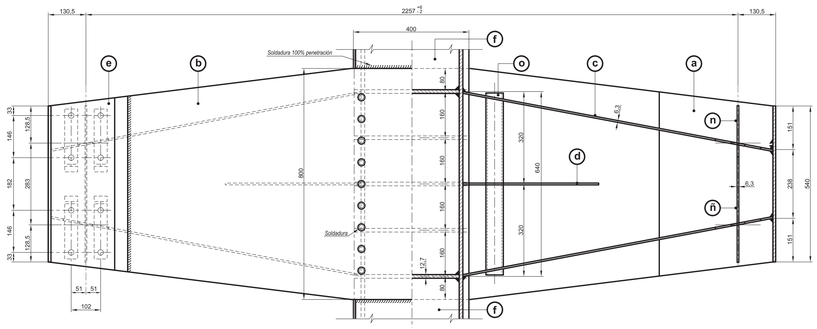

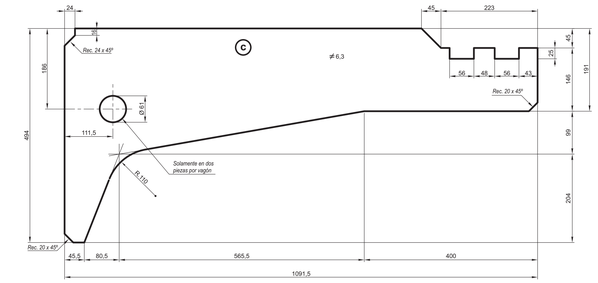

Esc. 1:5

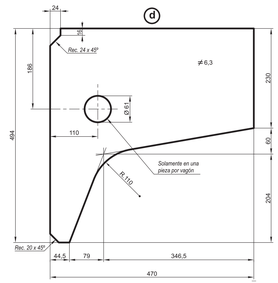

Esc. 1:5

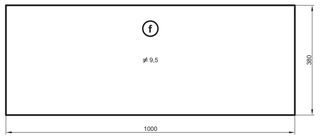

Esc. 1:7.5



Esc. 1:5

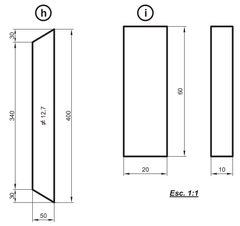

Esc. 1:5

Esc. 1:1

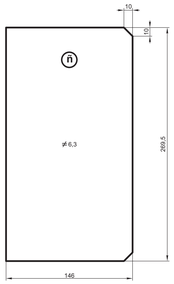

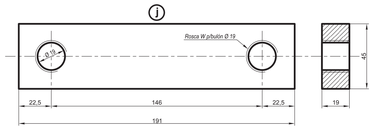

Esc. 1:1.5

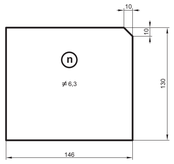

Esc. 1:2.5

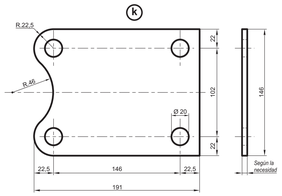

Esc. 1:2.5

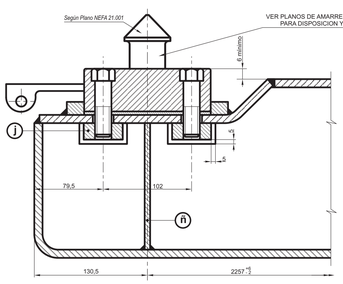

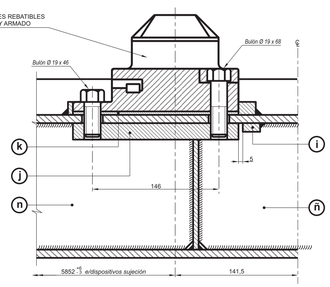

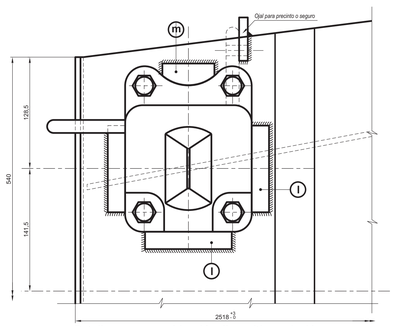

Detalles amarre y ubicación dispositivo sujeción

Esc. 1:2.5

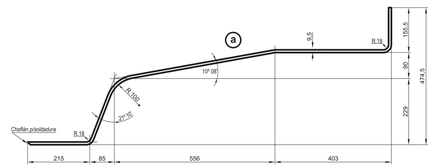

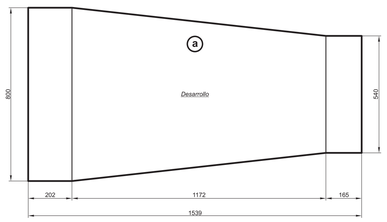

Esc. 1:10

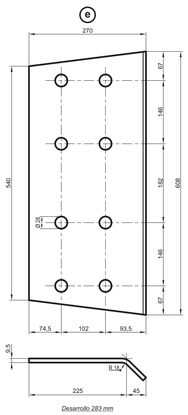

Esc. 1:5

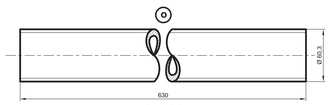

Esc. 1:2.5

Esc. 1:1.5

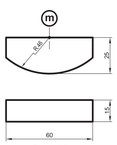

Esc. 1:1.5

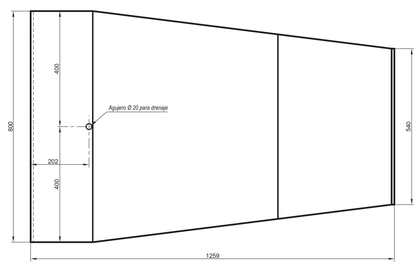

Esc. 1:7.5

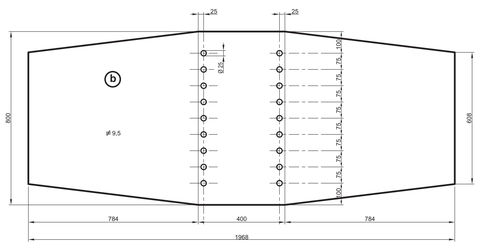

Esc. 1:10

NOTA:
LAS SOLDADURAS SALVO INDICACION SERAN DEL ORDEN DEL 80% DE PENETRACION

ITEM	DESCRIPCION	CANT.	ESCUADRIA, ESPECIF. Y OBSERVACIONES	CATAL. - NOMENC.
o	Tubo central cañería	1	Ø 60,3 Calidad Comercial	
ñ	Chapa refuerzo	2	≠ 6,3 F.A. 8 014 - A.42 Cu	
n	Chapa refuerzo	4	≠ 6,3 F.A. 8 014 - A.42 Cu	
m	Tope de seguridad	8	≠ 15 Calidad Comercial	
l	Tope de seguridad	24	≠ 15 Calidad Comercial	
k	Suplemento	8	Calidad Comercial	
j	Soporte disp. suj.	8	≠ 19 Calidad Comercial	
i	Tope soporte disp. suj.	8	≠ 10 Calidad Comercial	
h	Cantonera horizontal	5	≠ 12,7 F.A. 8 014 - A.42 Cu	
g	Refuerzo inferior viga	2	≠ 9,5 F.A. 8 014 - A.42 Cu	
f	Refuerzo superior viga	2	≠ 9,5 F.A. 8 014 - A.42 Cu	
e	Platabanda superior lateral	2	≠ 9,5 F.A. 8 014 - A.42 Cu	
d	Alma central	2	≠ 6,3 F.A. 8 014 - A.42 Cu	
c	Alma lateral	4	≠ 6,3 F.A. 8 014 - A.42 Cu	
b	Platabanda superior interna	1	≠ 9,5 F.A. 8 014 - A.42 Cu	
a	Platabanda inferior	2	≠ 9,5 F.A. 8 014 - A.42 Cu	

VAGON PARA TRANSPORTE DE CONTENEDORES TIPO 1 C

TRAVESAÑO PRINCIPAL

FERROCARRILES ARGENTINOS

AREA: MECANICA

EMISION	COTA	ALTERACIONES	FECHA - FIRMA
3		Se agregó tubo para paso cañería freno y se cambió posición. Se agregó pieza posición n y ñ. Se indicaron agujeros para soldadura pieza posición **b**. Se modificaron medidas pieza posición l.	30/08/72
2		Se indicó agujero para paso cañería freno Items **c** y **d**.	10/05/72

ESCALA	TROCHA	LINEAS:	UTILIZACION	EMISION
Varias (Ver Items)	1000		VAGONES	1 2 3

FIRMA Y FECHA APROB.

Nº DE PLANO: NEFA 21.004