ES COPIA DEL PLANO G.V.O. 790
M. BELLOCCHIO - GCIA.CONTROL TECNICO FERROVIARIO - C.N.R.T.

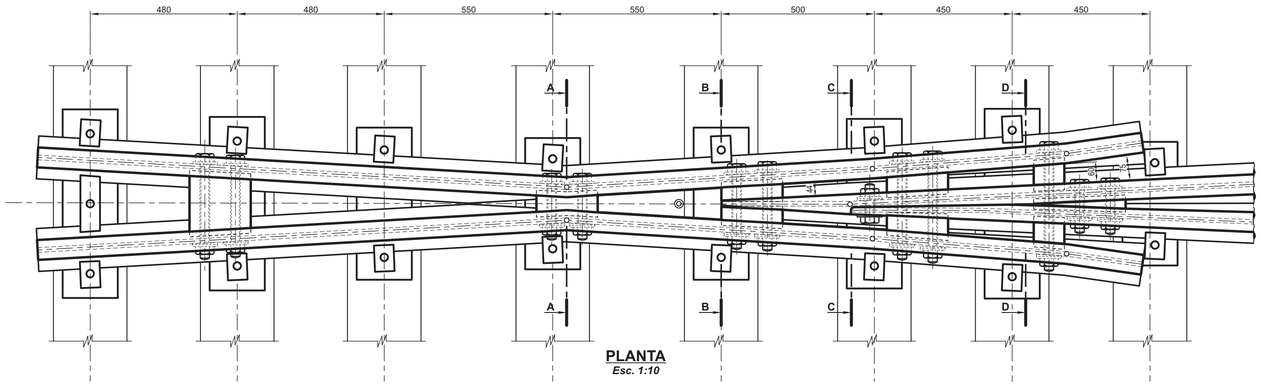

PLANTA
Esc. 1:10

CORTE A-A
Esc. 1:2,5

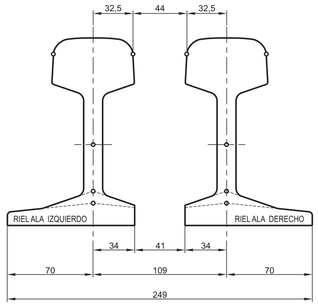

CORTE B-B
Esc. 1:2,5

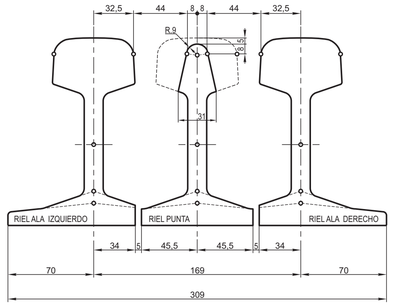

CORTE C-C
Esc. 1:2,5

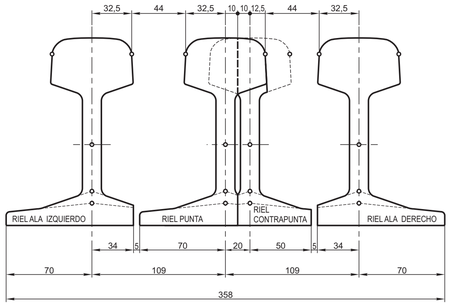

CORTE D-D
Esc. 1:2,5

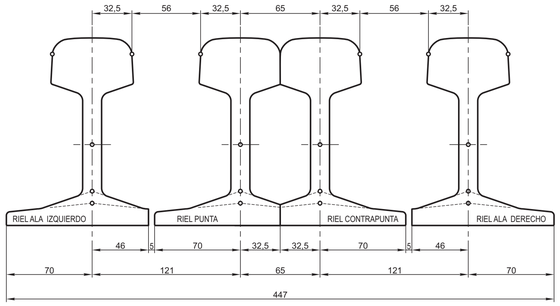

DIAGRAMA DEL CORAZON
Esc. 1:20

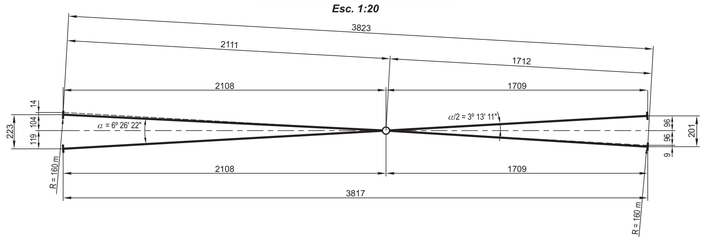

DIAGRAMA DE DOBLADURA - CEPILLADO Y AGUJEREADO DE RIELES

RIEL ALA
Esc. 1:20

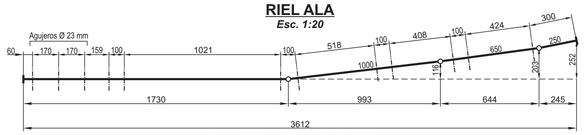

Los restantes agujeros serán de Ø 28 mm

RIEL PUNTA
Esc. 1:10



Los restantes agujeros serán de Ø 28 mm

CEPILLADO DEL PATIN
Esc. 1:10

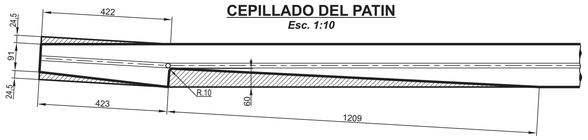

RIEL CONTRAPUNTAPUNTA
Esc. 1:10

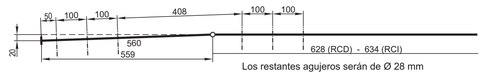

Los restantes agujeros serán de Ø 28 mm

CEPILLADO DEL PATIN
Esc. 1:10

El cepillado del patín será recto y paralelo
al sector del alma acotado 1000

CEPILLADO DEL HONGO
Esc. 1:10

CEPILLADO DEL PATIN
Esc. 1:10

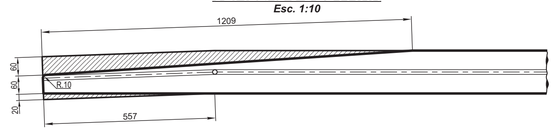

DETALLE A
Esc. 1:5

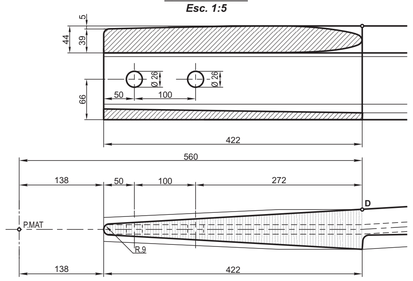

CEPILLADO DEL HONGO
Esc. 1:10

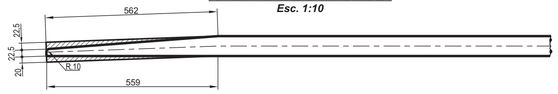

NOTA:

DESVIACION MIXTA 1435 - 1000 - Tg. 1:8 - RIEL COMUN DERECHO

RIEL PUNTA: A partir de 1588 mm se continuará con el riel ala derecho del corazón Tg. 1:8 normal.

RIEL CONTRAPUNTA: A partir de 1293 mm se continuará con riel intercalario de 5234 mm.

DESVIACION MIXTA 1435 - 1000 - Tg. 1:8 - RIEL COMUN IZQUIERDO

RIEL PUNTA: A partir de 1588 mm se continuará con riel intercalario de 6379 mm.

RIEL CONTRAPUNTA: A partir de 1293 mm se continuará con el riel ala izquierdo del corazón Tg. 1:8 normal.

CORAZON AGUDO CURVO - Tg. 1:8,86 **RIEL 50 kg - U.36**				FERROCARRILES ARGENTINOS AREA: VIA Y OBRAS
ESCALA: 1:2,5 - 1:5 / 1:10 - 1:20	TROCHA: MIXTA	LINEAS:	UTILIZACION: VIA	EMISION: 1
FIRMA Y FECHA APROB.		N° DE PLANO: G.V.O. 790		