ES COPIA DEL PLANO G.V.O. 626
M. BELLOCCHIO - GCIA CONTROL TECNICO FERROVIARIO - C.N.R.T.

Esc. { Horizontal 1:20 / Vertical 1:10

CONTRAAGUJA DE 12.000 m PARA AGUJA DE 9.000^{C} m
ELEVACION

CEPILLADO DEL HONGO

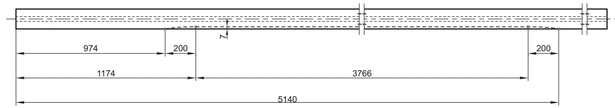

ESQUEMA DEL AGUJEREADO
Esc. 1:25

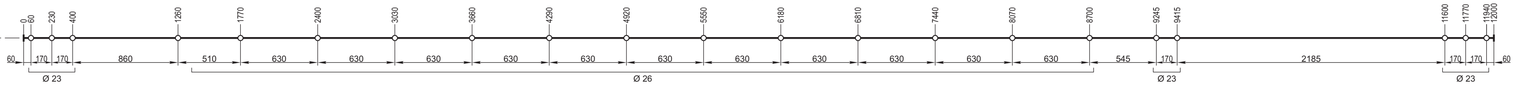

CEPILLADO DEL PATIN

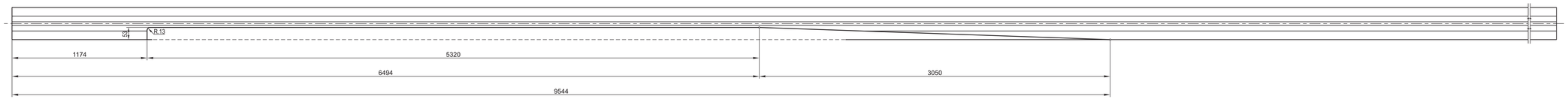

ELEVACION LADO RODAMIENTO
Esc. 1:10

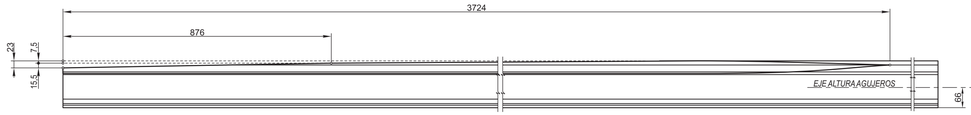

AGUJA DE 9.000^{C} m

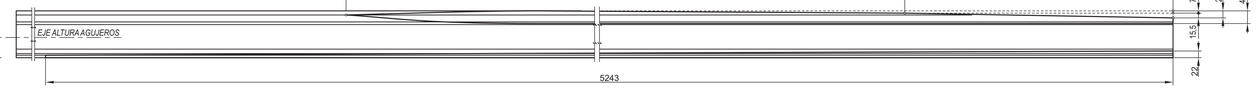

ELEVACION LADO CONTRAAGUJA
Esc. 1:10

CEPILLADO DEL HONGO

Esc. { Horizontal 1:20 / Vertical 1:5

ESQUEMA DE DOBLADURA
Esc. 1:25



CEPILLADO DEL PATIN
Esc. 1:10

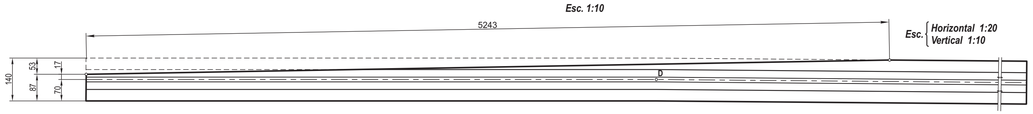

Esc. { Horizontal 1:20 / Vertical 1:10

ESQUEMA DEL AGUJEREADO
Esc. 1:25

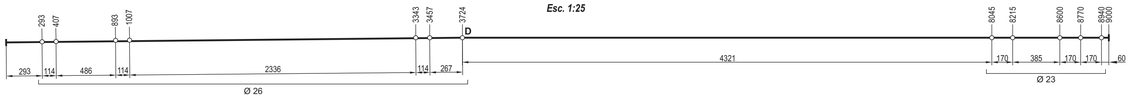

TROCHA	FLECHAS						
	3700	4000	5000	6000	7000	8000	9000
1676	0	1,5	5,5	7,5	7,3	5,0	0
1435	0	1,7	6,8	9,1	8,7	5,7	0
1000	0	3,0	10,0	13,5	13,0	8,5	0

NOTA: Las flechas se miden sobre la cuerda

CAMBIO PARA DESVIACION Tg.1:12
AGUJA TIPO B DE 9,00 Y CONTRAAGUJA DE 12 m - MAQUINADO DE RIELES
RIEL 50 Kg - U.36

FERROCARRILES ARGENTINOS

AREA: VIA Y OBRAS

ESCALA	TROCHA	LINEAS:	UTILIZACION	EMISION
	TODAS	TODAS	VIA	1

FIRMA Y FECHA APROB.

N° DE PLANO: G.V.O. 626