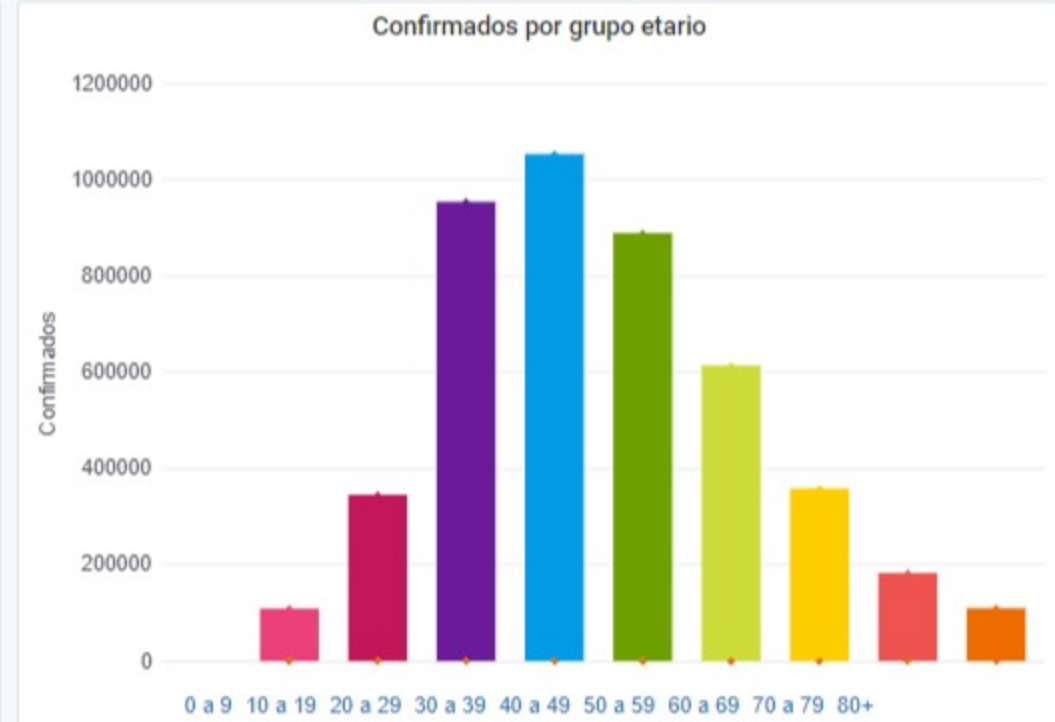

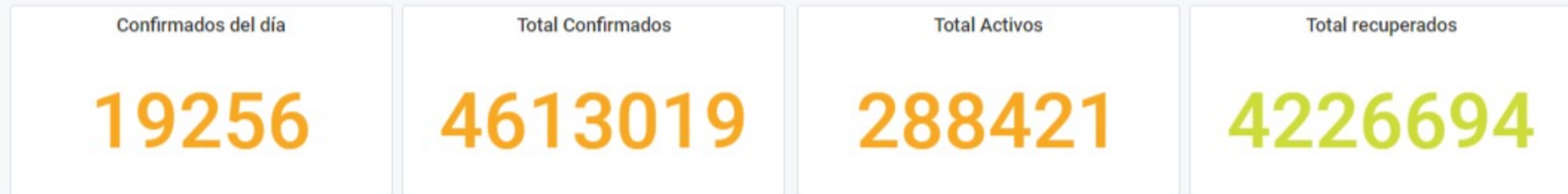
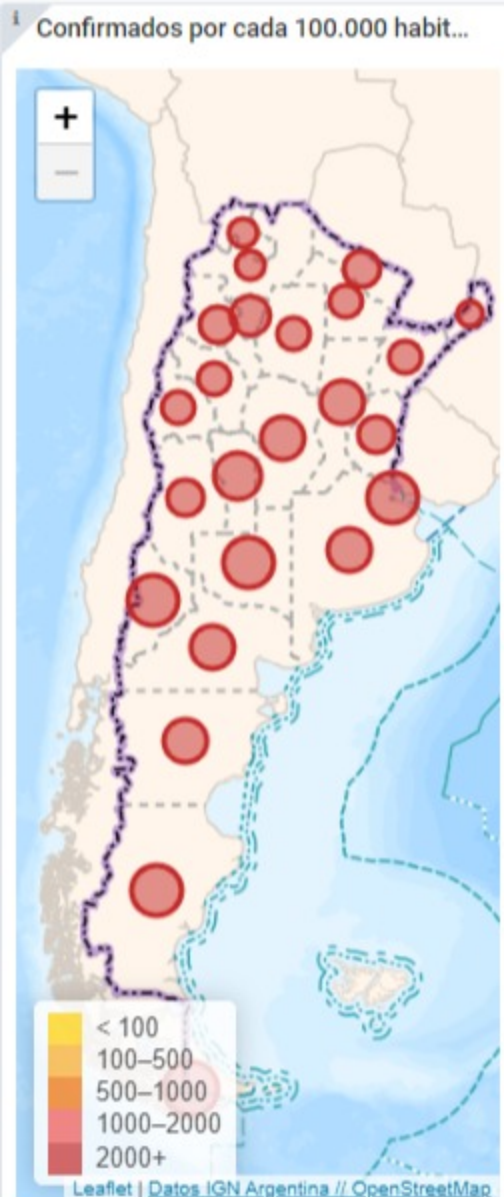




Ministerio de Salud Argentina



| Provincia | Confirmados del día | Totales |
|---------------------|---------------------|---------|
| Buenos Aires | 5535 | 1886636 |
| CABA | 954 | 472553 |
| Catamarca | 264 | 36552 |
| Chaco | 649 | 81500 |
| Chubut | 228 | 72328 |
| Corrientes | 640 | 69773 |
| Córdoba | 2463 | 428207 |
| Entre Ríos | 890 | 116171 |
| Formosa | 579 | 48940 |
| Jujuy | 298 | 38098 |
| La Pampa | 326 | 55265 |
| La Rioja | 256 | 23688 |
| Mendoza | 604 | 144273 |
| Misiones | 211 | 27072 |
| Neuquén | 194 | 103106 |
| Río Negro | 281 | 86080 |
| Salta | 616 | 65544 |
| San Juan | 580 | 53916 |
| San Luis | 436 | 68625 |
| Santa Cruz | 90 | 56360 |
| Santa Fe | 1563 | 418738 |
| Santiago del Estero | 698 | 63847 |
| Tierra del Fuego | 59 | 30142 |
| Tucumán | 842 | 165605 |

| Jurisdicción | FEMENINO | MASCULINO | SIN DATO | Total general |
|---------------------|----------|-----------|----------|---------------|
| Buenos Aires | 73 | 87 | 0 | 160 |
| CABA | 11 | 10 | 0 | 21 |
| Catamarca | 7 | 7 | 0 | 14 |
| Chaco | 6 | 10 | 0 | 16 |
| Chubut | 1 | 1 | 0 | 2 |
| Corrientes | 4 | 3 | 1 | 8 |
| Córdoba | 16 | 31 | 0 | 47 |
| Entre Ríos | 1 | 3 | 0 | 4 |
| Formosa | 2 | 4 | 0 | 6 |
| Jujuy | 1 | 5 | 0 | 6 |
| La Pampa | 1 | 1 | 0 | 2 |
| Mendoza | 6 | 11 | 1 | 18 |
| Misiones | 2 | 1 | 0 | 3 |
| Neuquén | 12 | 15 | 1 | 28 |
| Río Negro | 2 | 5 | 1 | 8 |
| Salta | 18 | 8 | 0 | 26 |
| San Juan | 4 | 2 | 0 | 6 |
| San Luis | 4 | 6 | 0 | 10 |
| Santa Cruz | 0 | 2 | 0 | 2 |
| Santa Fe | 21 | 21 | 1 | 43 |
| Santiago del Estero | 5 | 5 | 0 | 10 |